

K-SERIES

HANDHELD THERMAL IMAGING CAMERAS
FOR FIREFIGHTING APPLICATIONS

Fire attack

Search & rescue

Situational awareness

Hot spot identification



The World's **Sixth Sense**™

In the heat of the battle, a thermal imaging camera is indispensable – a vital tool that helps you quickly visualize your plan of attack, locate hot spots, and save lives.

Ideally, every engine and truck company should have at least one high-performance TIC on hand. Since FLIR K-Series arrived on the scene, now that's more feasible.

Affordable K-Series TICs offer new, easier ways to see more clearly in the darkest, smokiest environments by showing big, bright FLIR images to help you maneuver more strategically, stay better oriented, and find victims faster.

With greater situational awareness, you'll improve safety and the likelihood of successful outcomes.




FLIR IN-TRUCK CHARGER

The FLIR In-truck charger can be easily mounted inside of a fire fighting truck. Together with an extra battery, the FLIR K-Series is being charged while mounted in the charger. The FLIR in-truck charger has to be ordered as an optional accessory.

Optional accessories

- Extra battery
- Hard case
- Strap lanyard
- USB-cable
- In-truck charger
- Battery charger
- Retractable lanyard
- Neck strap
- Tripod adapter



FSX - FLEXIBLE SCENE ENHANCEMENT

Details in the thermal image are enhanced through digital image processing inside the camera. The result is an ultra-sharp thermal image that shows more detail. FSX makes it easier for firefighters to find their way in smoke filled rooms. Even in scenes with extreme temperature dynamics that are typical for a firefighting environment.

FLIR K-SERIES FEATURES



Extremely affordable: a thermal imaging camera in every firefighting truck

FLIR develops and manufactures more thermal imaging cameras than any other company. Thanks to economies of scale, FLIR is able to offer the K-Series at an extremely affordable price.



Rugged & reliable

The K-Series is designed to meet tough operating conditions. It can withstand a drop from 2 meters onto a concrete floor, is water resistant (IP67), and is fully operational up to +260°C/+500°F (over a 5 minute duration)



Clear and crisp thermal images

The maintenance free uncooled microbolometer sensor produces clear and detail rich images of 240 x 180 pixels (FLIR K45) or 320 x 240 pixels (FLIR K55). Thermal images are presented on a large bright 4" display helping you navigate and make quick and accurate decisions.



Produce simple reports

Thermal images can be stored in the FLIR K-Series and later be used to produce simple reports of what happened at the scene.



Easy to use, even with gloves on

An intuitive and simple user interface allows you to focus on the job at hand. The FLIR K-Series can be controlled by 3 large buttons on top of the unit. Ideal for a gloved fire fighters hand.



In-Camera video storage (K55 only)

FLIR K55 can store 200 images or video files, and has the ability to record up to 600 minutes of video. Ideal for on-site assesment, analysis afterwards or for training purposes.



Technical specifications

Imaging and optical data	K45	K55
IR resolution	240 x 180 pixels	320 x 240 pixels
Thermal sensitivity	<40mK	<30mK
Contrast optimization	Digital image enhancement using FSX	Digital image enhancement using FSX
In-camera video recording	No	Non radiometric MPEG-4 to internal Flash Memory. Up to 600 minutes in separate clips of 5 minutes each.
Imaging and optical data		
Field of view (FOV) / focus	51° x 38° / fixed focus	
Image frequency	60 Hz	
Zoom	2x, digital zoom	
Focal Plane Array (FPA) / Spectral range	Uncooled microbolometer / 7.5–13 μm	
Start-up time	< 17 sec. (IR-image, no GUI)	
Start-up time from sleep mode	< 4 sec.	
Image storage	Up to 200 JPEG images on internal Flash Memory	
Image presentation		
Display	4" LCD, 320 x 240 pixels, backlit	
Image mode	IR image	
Auto-range	Yes, mode dependent	
Measurement		
Object temperature range	-20 °C to +150 °C / -4 °F to +302 °F or 0 °C to +650 °C / 32 °F to +1,202 °F	
Accuracy	±4°C or ±4% of reading for ambient temperature 10°C to 35°C / 50 °F to 95 °F	
Measurement analysis		
Spotmeter	1	
Isotherm	Yes, According to NFPA and mode dependent	
Automatic heat detection	Heat detection mode (the hottest 20% of the scene is colorized)	
Set-up		
Color palettes	Multiple palettes, mode dependent	
Regional adjustments	Units, date and time formats	
Data communication interfaces		
Interfaces	USB-mini	
USB	USB Mini-B: Data transfer to and from PC / uncompressed colorized video	
Power system		
Battery	Li Ion, 4 hours operating time	
Charging system	2-bay charger, truck charger available	
Charging time	2 hours to 85% (3 hours and 25 minutes) capacity, charging status indicated by LED's	
Charging temperature	0 °C to +45 °C / 32 °F to 113 °F	
Power management	Automatic shutdown and sleep mode	
Environmental data		
Designed to meet NFPA 1801 specification	Vibration, impact acceleration resistance, corrosion, viewing surface abrasion, heat resistance, heat and flame, product label durability.	
Operating temperature range	-20°C to +85°C (-4°F to +185°F) / +150°C (+302°F): 15 min / +260°C (+500°F): 5 min	
Storage temperature range	-40 °C to +85 °C / -40 °F to +185 °F	
Encapsulation	IP 67 (IEC 60529)	
Bump	25 g (IEC 60068-2-29)	
Drop	2.0 m / 6.6 ft., on concrete floor (IEC 60068-2-31)	
Physical data		
Camera weight, incl. battery	<1,1 kg / 2.4lb	
Camera size (L x W x H)	<120 x 125 x 280 mm / <4.7 x 4.9 x 11"	
Tripod mounting	UNC ¼"-20	
Packaging		
Packaging, contents	Hard transport case, thermal imaging camera, FLIR Tools software (scratchcard), power supply, incl. multi-plugs, battery (2x), battery charger, USB cable, retractable lanyard, strap lanyard, neck strap, tripod adapter, documentation	




TI Basic mode

For initial fire attack and life rescuing operations.




Black and white fire fighting mode

Same as the TI Basic mode but a grey scale image.



Fire mode

For use in context with higher background temperatures. For example structural fires. Where there is already a lot of open flames and a high background temperature.



Search & rescue mode

For use in context with lower temperature. For example initial search and rescue operations. Search for people in landscapes, traffic accidents etc.



Heat detection mode

Used for finding hotspots. The hottest 20% of the scene is colored in red

FLIR Systems USA

9 Townsend West
Nashua, NH 03063
USA
PH: +1 877.759.8164
PH: +1 603.324.7611
E-mail: flir@flir.com

FLIR Systems Canada

920 Sheldon Court
Burlington, Ontario
L7L 5K6
1-800-613-0507 24

FLIR Systems EMEA

Luxemburgstraat 2
2321 Meer
Belgium
Tel. : +32 (0) 3665 5100
Fax : +32 (0) 3303 5624
E-mail: flir@flir.com

Asia Pacific Headquarters

HONG KONG
FLIR Systems Co. Ltd.
Room 1613 -16, Tower 2,
Grand Central Plaza,
No. 138 Shatin Rural
Committee Road,
Shatin, New Territories,
Hong Kong
Tel : +852 2792 8955
Fax : +852 2792 8952
E-mail : flir@flir.com.hk



*After product registration on www.flir.com

Your FLIR-distributor

Specifications are subject to change without notice. Weights and dimensions are indicative. The images displayed may not be representative of the actual resolution of the camera shown. Images for illustrative purposes only. Copyright 2015 FLIR Inc. All other brand and product names are trademarks of their respective owners.

www.flir.com



The World's Sixth Sense™